

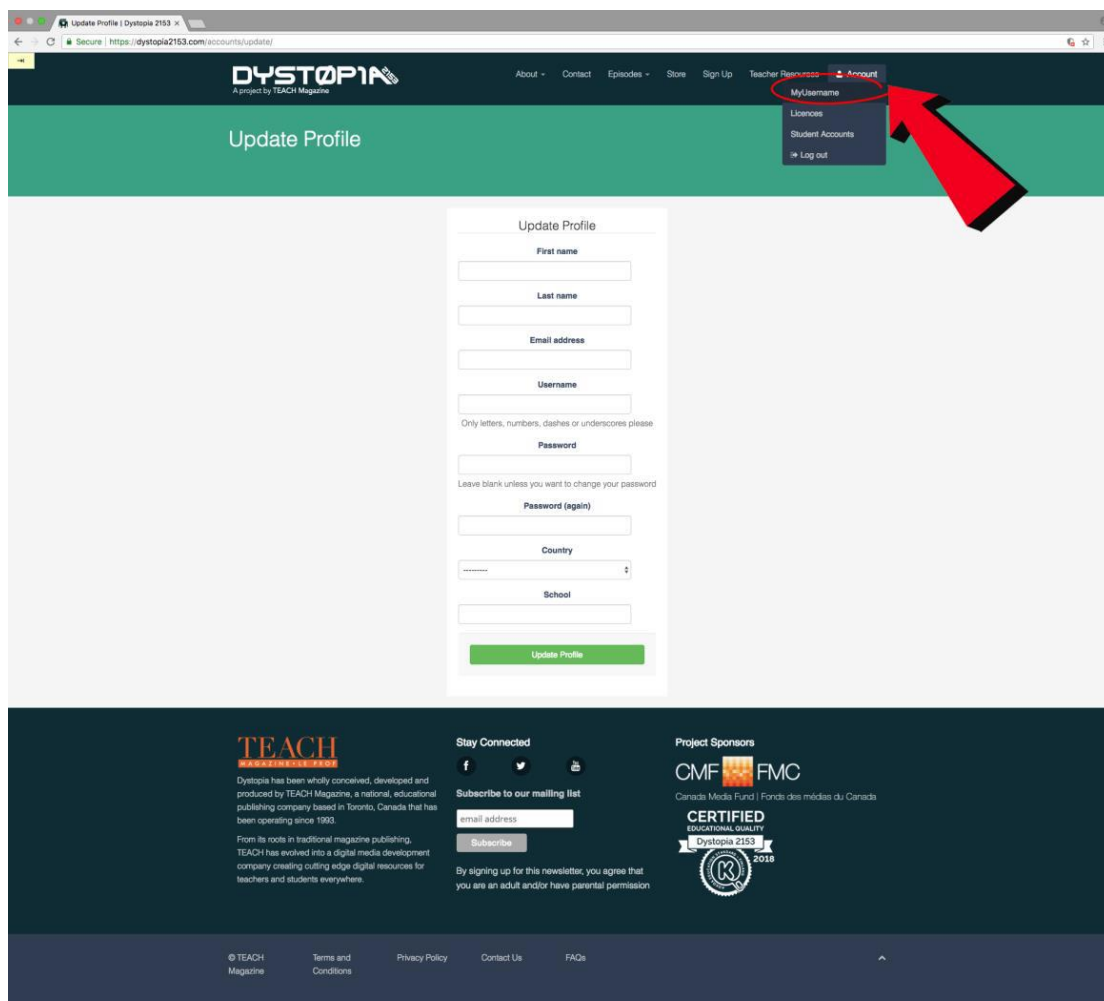
DYSTØPIA 2153

A project by TEACH Magazine

教師使用說明

管理帳戶

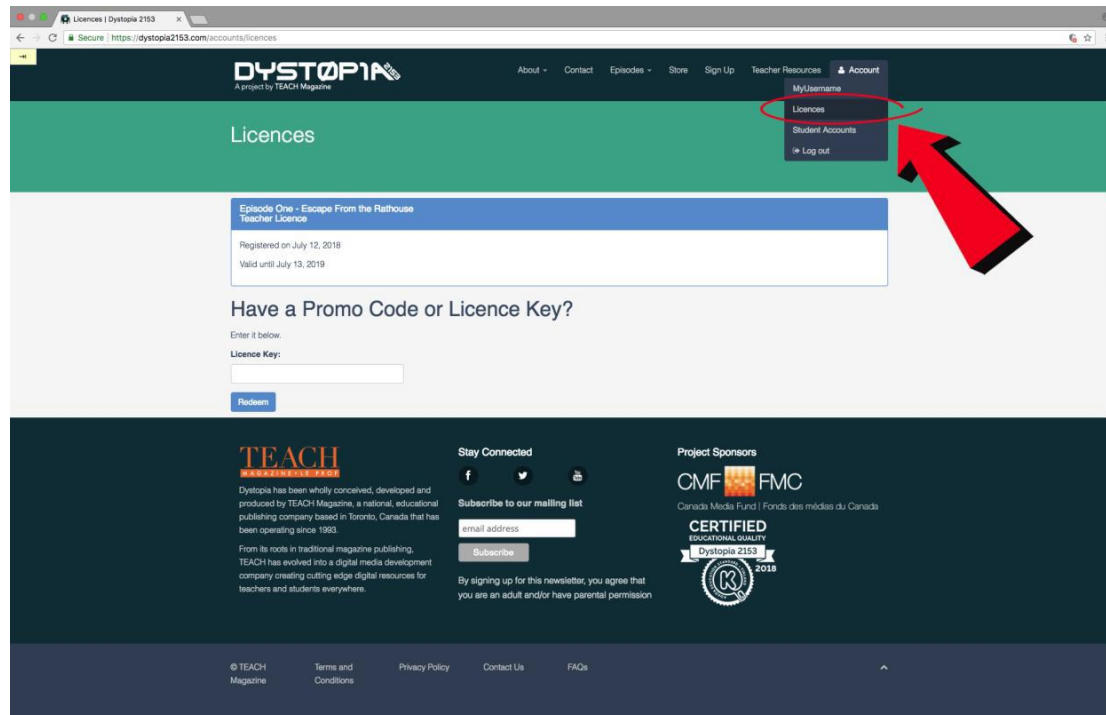
1. 在頁面右上角點擊帳戶(Account)，然後點擊用戶名稱。
2. 你可在此頁更新帳戶資料、管理及更改密碼等。



The screenshot displays the 'Update Profile' page on the Dystopia 2153 website. The page has a dark green header with the site logo and navigation links. A red arrow points to the 'Account' dropdown menu in the top right corner, which is open and shows options: MyUsername, Licences, Student Accounts, and Log out. The main content area contains a form for updating profile information, including fields for First name, Last name, Email address, Username, Password, Password (again), Country, and School. A green 'Update Profile' button is at the bottom of the form. The footer contains information about TEACH Magazine, social media links, a mailing list subscription form, and project sponsors including CMF and FMC.

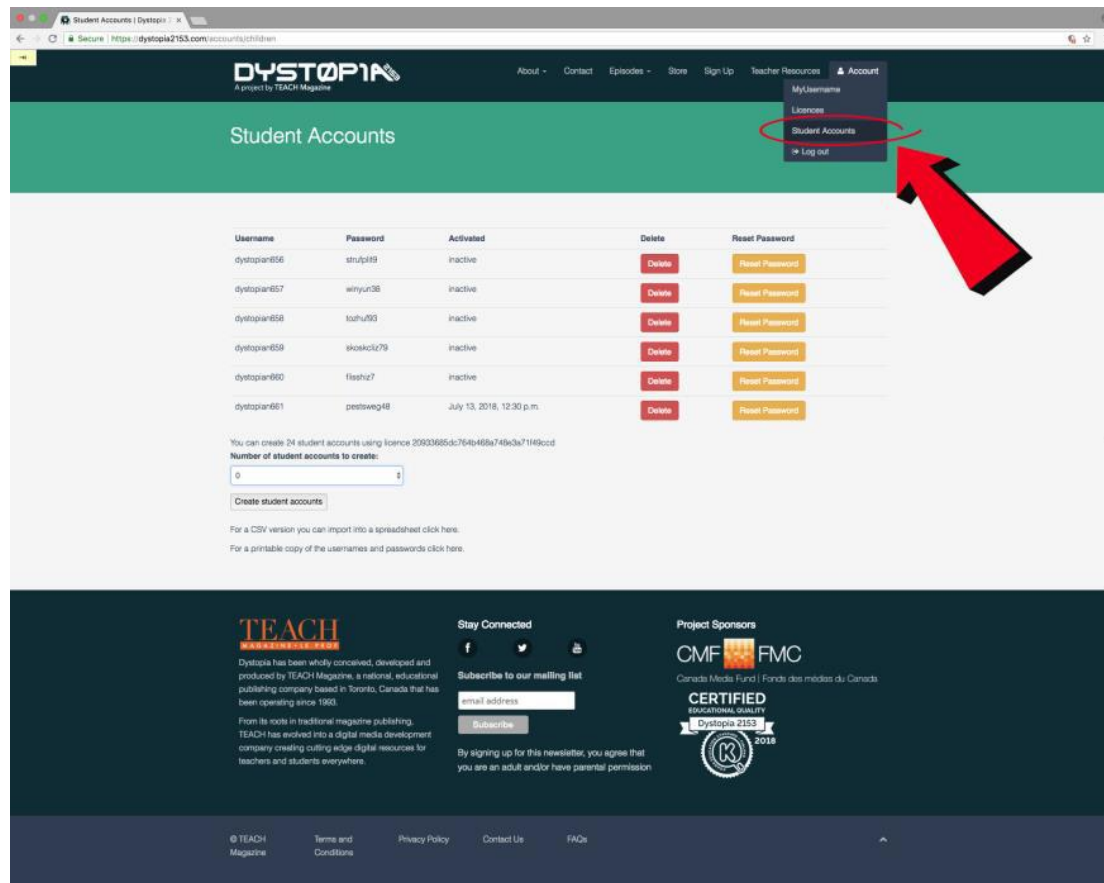
管理認證碼

1. 在頁面右上角點擊帳戶，然後點擊**認證(Licences)**。
2. 你可檢視現有的認證碼或在指定空位輸入認證碼。

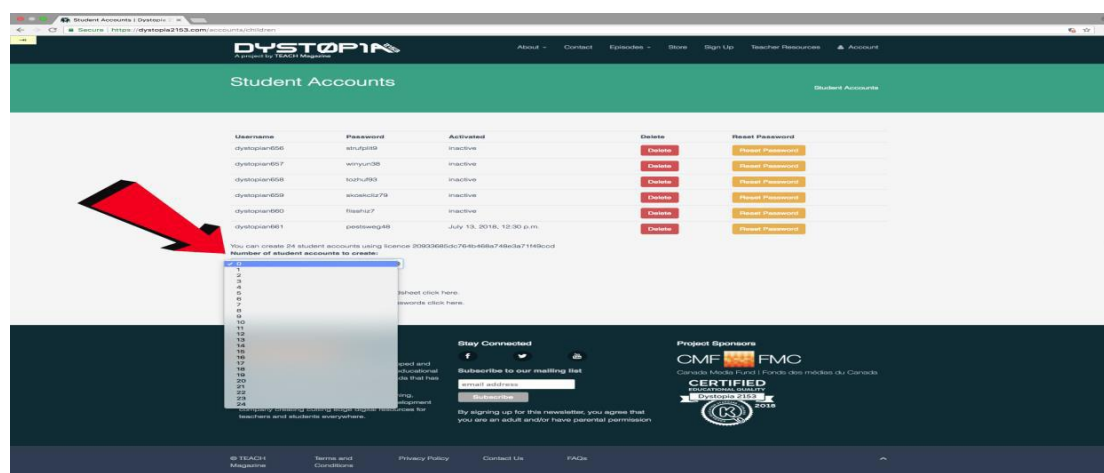


管理學生帳戶

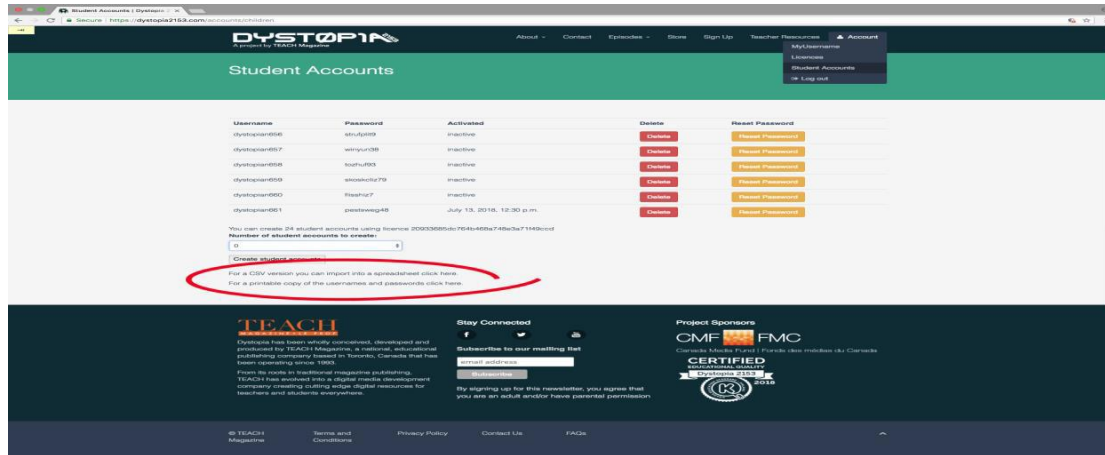
1. 點擊學生帳戶(Student Accounts)以新增、移除及管理學生帳戶。



2. 在下拉清單選擇要加入的學生帳戶數量，然後選擇「新增學生帳戶」。

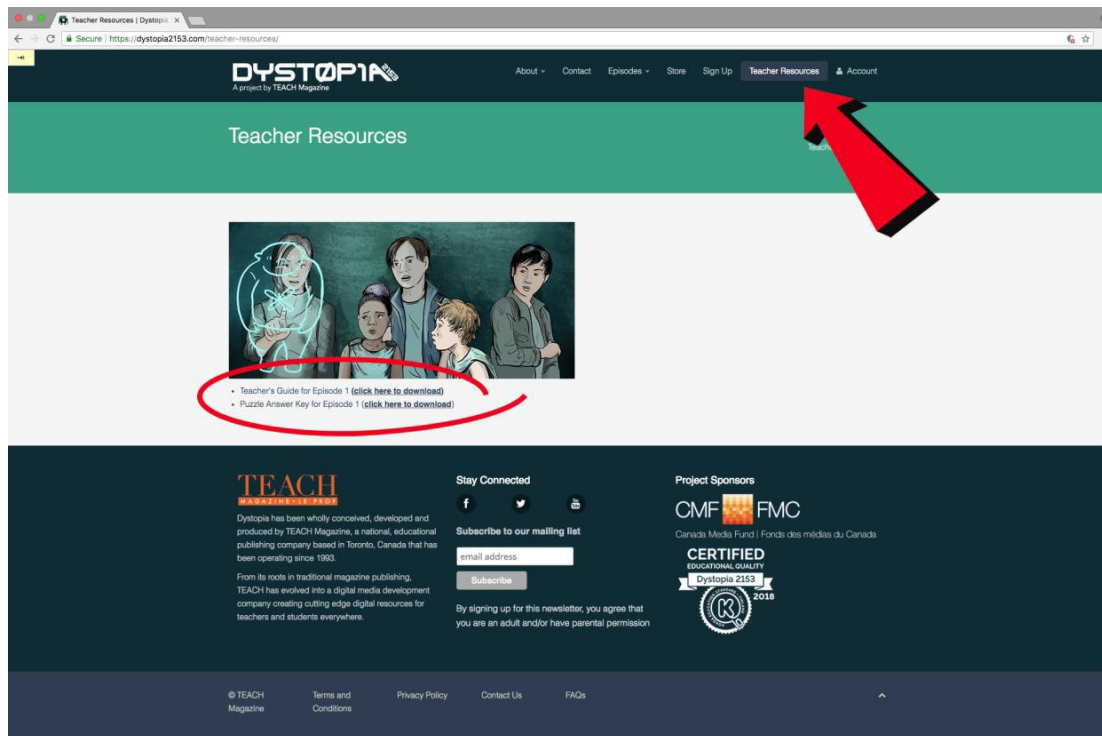


3. 確保學生的私隱，系統會自動生成學生用戶名稱和密碼。
4. 每個教師帳戶可新增的學生名額有限，如有需要，請聯絡學校管理人員查詢。
5. 你可下載並列印學生帳戶及密碼。



取得教師資源

1. 在頁面上方點擊「教師資源」，下載教學資源。你必須擁有教師權限才可瀏覽此頁。



The screenshot shows a web browser displaying the 'Teacher Resources' page for Dystopia. The page has a dark green header with the 'DYSTOPIA' logo and navigation links: 'About', 'Contact', 'Episodes', 'Store', 'Sign Up', 'Teacher Resources', and 'Account'. A red arrow points to the 'Teacher Resources' link in the navigation bar. Below the header, there is a large green banner with the text 'Teacher Resources'. Underneath, there is an illustration of four people. Below the illustration, there are two links: 'Teacher's Guide for Episode 1 (click here to download)' and 'Puzzle Answer Key for Episode 1 (click here to download)'. A red circle highlights these two links. At the bottom of the page, there is a 'TEACH' logo and a 'Subscribe to our mailing list' form with a 'Subscribe' button. To the right, there are logos for 'Project Sponsors' including 'CMF FMC' and 'CERTIFIED EDUCATIONAL QUALITY Dystopia 2153 2018'. The footer contains copyright information for TEACH Magazine and links for 'Terms and Conditions', 'Privacy Policy', 'Contact Us', and 'FAQs'.